

WWF/WPVGGA/UW Collaboration - Ecological Potato Standards for 2009

Reproduction or use of this document in any form without express written permission of the University of Wisconsin or the Wisconsin Vegetable & Potato Growers Assoc. is prohibited.

Scope of Applicant: Members of the Wisconsin Potato and Vegetable Growers Association (WPVGA) marketing potatoes under the *Healthy Grown* brand may apply for certification under these standards. Applicants must have met with the Collaboration Ecologist and have received a natural community management plan for their farms.

Grower Production Standards Questionnaire:

Please answer the following for the field which you are certifying.

Refer to the *BioIPM Potato Workbook* for additional information and clarification.

Date of Inspection: _____

Farm: _____

Variety / Acres: _____

Variety Designation*: _____

Short season (SS) = less than 90 days from emergence to final vinekill

Long season (LS) = 90 days or more from emergence to final vinekill

** exceptions may apply due to extenuating circumstances*

Specify emergence date: _____

Specify final vinekill date:

If necessary, explain short or long season designation:

Scouting Section

1A What method of scouting did you most commonly use?

(check only one)

- Informal observations during routine farming operations (e.g., while spraying or while going out to check irrigation equipment). = 0 point
- Informal observations of what was happening on the edge of the field. = 1 point
- Crop scouts focused mostly on looking for potential hot spots and spot-checking where problems have occurred in the past. = 3 points
- Crop scouts followed specific patterns along pivot irrigation tracks, along field borders and in the interior of the field. = 5 points

point total for question 1A
possible range 0-5
If 0, then stop here.

1B Whose scouting data did you primarily use to make management decisions for this field?

(check only one)

- Independent Crop Consultant = 5 points
- IPM Trained Farm Employee = 4 points
- Farm Owner/Manager = 4 points
- Farm Employee = 2 points
- Farm Dealer/Co-op = 1 point

point total for question 1B
possible range 1-5

1C Bonus: If additional scouting data was taken, who provided these data?

(check only one)

- Independent Crop Consultant = 5 points
- IPM Trained Farm Employee = 4 points
- Farm Owner/Manager = 4 points
- Farm Employee = 2 points
- Farm Dealer/Co-op = 1 point
- No One = 0 points

point total for **bonus**
question 1C
possible range 0-5

WWF/WPVG/UW Collaboration - Ecological Potato Standards for 2009

Reproduction or use of this document in any form without express written permission of the University of Wisconsin or the Wisconsin Vegetable & Potato Growers Assoc. is prohibited.

1D How many scouting trips were made during each of the following stages of plant growth in this field? (enter number of trips on all that apply)

- Planting to emergence = 1 point per trip
- Emergence to tuber initiation = 2 points per trip
- Tuber initiation to full canopy = 3 points per trip
- Full canopy to when vines go down = 3 points per trip
- Vines down to vine kill = 2 points per trip
- At harvest = 1 point per trip

point total for question 1D
possible range:
1-30 for long season crop
1-20 for short season crop

1E Why did you scout?
(check as many that apply)

- To determine when levels of a pest in a field reached or exceeded thresholds. = 2 points
- To reduce the amount of pesticides you used in order to minimize environmental impact. = 2 points
- To check on the effectiveness of a pest control measure you took. = 1 point
- In response to a local or recent pest report you heard or read about. = 1 point
- To monitor areas of the fields where you knew pests were already a problem. = 1 point

point total for question 1E
possible range 1-7

1F Which of the following best represents how you or your farm manager kept track of the scouting information collected on this field?

(check only one)

- No written or electronic records were kept of scouting reports on this field. = 0 points
- Written records were kept in a file. = 1 point
- Written records were kept in a file so we could track changes in pest pressure over time for this field. = 2 point
- Either my scout or I analyzed scouting records by moving them onto a field map so we could more effectively identify "hot spots" and observe general patterns of change across time within the field. = 4 points

point total for question 1F
possible range 0-4
If 0, then stop here.

WWF/WPVG/UW Collaboration - Ecological Potato Standards for 2009

Reproduction or use of this document in any form without express written permission of the University of Wisconsin or the Wisconsin Vegetable & Potato Growers Assoc. is prohibited.

1G Bonus: Did you use computer generated geo-referenced images of pest populations to identify “hot spots” within fields to keep on file for long term comparisons of pest populations?
(check only one)

- Yes = 5 points
- No = 0 points

point total for question 1G
 possible range 0 or 5

Scouting Section Total =

LS possible points: **51 + (10) = 61, if less than 25 points, stop here.**
 SS possible points: **41 +(10) = 51, if less than 20 points, stop here.**

Information Sources Section

2A Do you have access to weather data for the field of which you are certifying (e.g. pest alerts, insight report)?
(check all that apply)

- Degree days _____ Source = 1 point
- Rainfall _____ Source = 1 point
- Severity Values _____ Source = 1 points
- P-days _____ Source = 1points
- Did not have access to weather data = 0 points

point total for question 2A
 possible range 0-4

2B Did you use weather data (e.g. degree days, rainfall, etc.) in your management decision for:
(check all that apply)

- Weeds = 1 point
- Insects = 1 point
- Diseases = 2 points
- Did not use weather data = 0 points

point total for question 2B
 possible range 0-4

2C Did you use recommendations from SureHarvest, WISDOM or PCM software for mgmt decisions on:
(check all that apply)

- Weeds = 1 point
- Insects = 1 point
- Diseases = 2 points
- Did not use SureHarvest, WISDOM or PCM = 0 pts

point total for question 2C
 possible range 0-4

WWF/WPVG/UW Collaboration - Ecological Potato Standards for 2009

Reproduction or use of this document in any form without express written permission of the University of Wisconsin or the Wisconsin Vegetable & Potato Growers Assoc. is prohibited.

Pest Management Decisions

3A Did you ever NOT spray to control a pest, even if scouting records indicated that levels of the pest were at or above threshold because:
(check all that apply)

- The control period of the pest was nearly over and the cost of making a control measure may have exceeded the amount of return gained by controlling the pest. = 2 points
- You thought that natural control (e.g. beneficial species or weather) would be able to control the pests naturally. = 2 points
- You did not think the pest was damaging the crop. = 2 points
- Not applicable because thresholds were always followed. = 0 points

point total for question 3A
possible range 0-6

3B As a self evaluation, I would characterize my principal or main pest control strategy as:
(check only one)

- Cropping system uses primarily multiple, non-chemical practices (e.g., crop rotation, resistant varieties, cultivation, biological control, etc.). If pesticides are used, they are used in response to pest problems diagnosed through scouting. = 5 points
- Cropping system based on a combination of non-chemical practices (e.g., crop rotation, resistant varieties, cultivation, biological control, etc.) and chemical control that is based on scouting. = 3 points
- Cropping system rarely uses non-chemical practices to control pests. Pesticide applications are the primary means to control pests and are based on infrequent scouting. = 1 point
- Pests are controlled largely by pesticide applications based on calendar or stage of plant growth. = 0 points

point total for question 3B
possible range 0-5
If 0, then stop here.

3C Is the person who makes pesticide applications on your farm a certified applicator (can be a private or commercial applicator)?
(check only one)

- Yes = 1 point
- No = 0 points

point total for question 3C
possible range 0 or 1
If 0, then stop here.

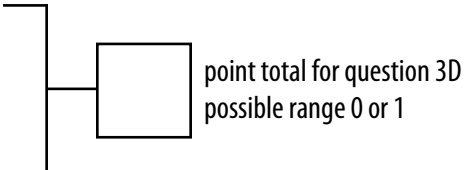
WWF/WPVG/UW Collaboration - Ecological Potato Standards for 2009

Reproduction or use of this document in any form without express written permission of the University of Wisconsin or the Wisconsin Vegetable & Potato Growers Assoc. is prohibited.

3D Is your spray equipment (or the custom applicators' equipment) calibrated before this crop season?

(check only one)

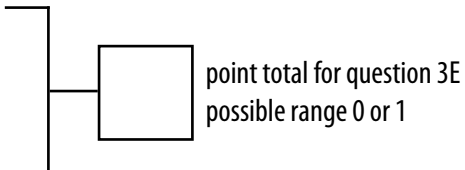
- Yes = 1 point
- No = 0 points



3E Do you have and follow a written drift management plan for pesticide applications?

(check only one)

- Yes = 1 point
- No = 0 points



Pest Management Section Total =

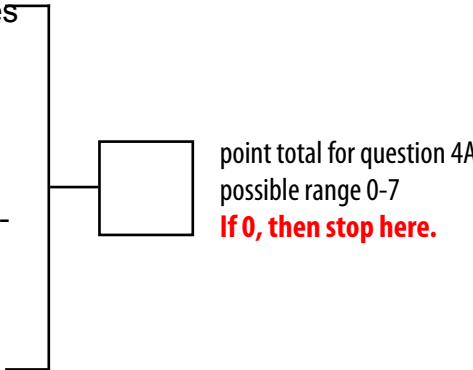
Possible points: **14**, if less than 6 points, stop here.

Field Management Decisions

4A This field was last planted to potatoes:

(check only one)

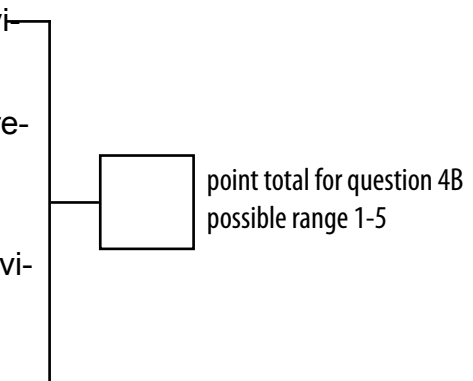
- On a four or more year rotation (one year of potatoes and three years of other crops). = 7 points
- On a three year rotation (one year of potatoes and two years of other crops). = 4 points
- On a two year rotation (an alternate planting of potatoes and a non-potato crop). = 1 point
- This field had potatoes last year. = 0 points



4B This field was rotated away from other potato fields in order to minimize pest pressures by:

(check only one)

- Large distance (greater than 1/2 mile) between previous and current year's potato fields. = 5 points
- Medium distance (greater than 1/4 mile) between previous and current year's potato fields. = 3 points
- Short distance (less than 1/4 mile or adjacent to previous year's potatoes) . = 1 point



WWF/WPVG/UW Collaboration - Ecological Potato Standards for 2009

Reproduction or use of this document in any form without express written permission of the University of Wisconsin or the Wisconsin Vegetable & Potato Growers Assoc. is prohibited.

4C Did you plant certified seed?
(check only one)

- Yes = 3 points
- No = 0 points

point total for question 4C
 possible range 0 or 3
If 0, then stop here.

4D Bonus: Did you consult your certified seed grower to determine growing conditions and/or disease concerns?
(check only one)

- Yes = 3 points
- No = 0 points

point total for **bonus** question 4D
 possible range 0 or 3

4E How many times were aerial photos (e.g. remote sensing) used during the growing season?
(check only one)

- Weekly = 3 points
- Twice per month = 2 points
- One to two times per growing season = 1 point
- Never = 0 points

point total for question 4E
 possible range 0-3

4F Bonus: Did you use any other types of remote sensing (e.g. satellite images) on this field?
(check only one)

- Yes = 5 points
- Specify _____
- No = 0 points

point total for **bonus** question 4F
 possible range 0 or 5

4G Did you implement any practice to enhance wildlife or general biodiversity in and/or around your farm and/or privately owned lands (e.g. buffer zones, windbreaks, planting of corners for food and habitat, lupines)?
(check all that apply)

- Use of buffer zones. = 2 points
- Use of windbreaks. = 2 points
- Planting of corners for food and habitat. = 2 points
- Planting lupens for wildlife enhancement (e.g. Karner Blue Butterfly). = 2 points
- Use of CRP land = 2 points
- Other (please describe). = 2 points
- Did not implement wildlife enhancement practices. = 0 points

point total for question 4G
 possible range 0-12

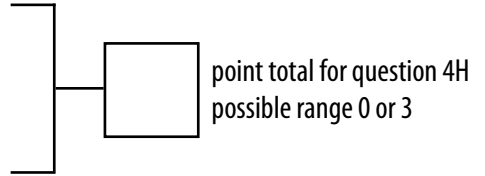
WWF/WPVG/UW Collaboration - Ecological Potato Standards for 2009

Reproduction or use of this document in any form without express written permission of the University of Wisconsin or the Wisconsin Vegetable & Potato Growers Assoc. is prohibited.

4H Did you harvest when soil/tuber temperatures were above 45 degrees Fahrenheit (F) but below 65 degrees F ?

(check only one)

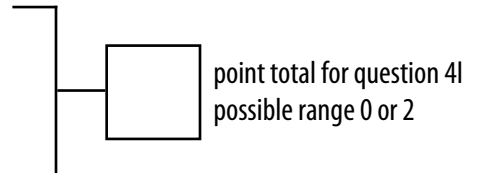
- Yes = 3 points
- No = 0 points



4I Did you NOT store injured, diseased, or immature potatoes?

(check only one)

- Yes = 2 points
- No = 0 points



Field Management Section Total =

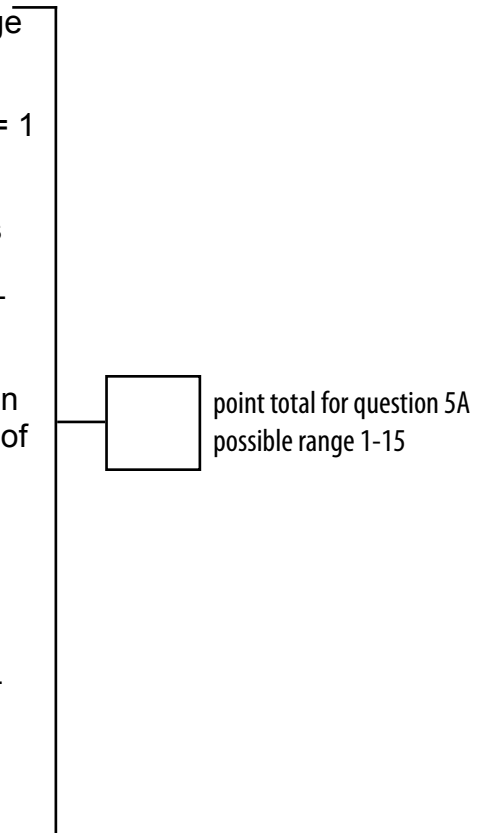
Possible points: 35 + (8) = 43, **if less than 14 points, stop here.**

Weed Management Section

5A Which of the following practices did you do **prior** to the growing season:

(check all that apply)

- Plant a cover crop last fall, at least in part, to manage weeds. = 2 points
- Clean plow the field in the spring to control weeds. = 1 point
- Till after harvest last fall to control weeds. = 2 points
- Spot spray herbicides to control weeds before planting. = 2 points
- Use mowing or tillage equipment to control weeds on the field edges or adjacent areas to reduce the chance of weeds migrating on this field. = 2 points
- Select herbicide chemistries in rotational crops to avoid potential resistance in potatoes. = 3 points
- Did you control a known problem weed in previous years crops (e.g. did you control nightshade in the rotational crops?). = 3 points



WWF/WPVG/UW Collaboration - Ecological Potato Standards for 2009

Reproduction or use of this document in any form without express written permission of the University of Wisconsin or the Wisconsin Vegetable & Potato Growers Assoc. is prohibited.

5B Which of the following practices were used **during** this growing season:
(check all that apply)

- Scout potatoes for weeds shortly after emergence in a systematic pattern and continued each week until control options were no longer available. = 2 points
- Keep field records for long-term comparisons based on weed density and species. = 2 points
- Clean machinery when moving from field to field, to lessen the chance of spreading weeds. = 1 point
- Use a pre-emergence drag-off. = 1 point
- Propane torch between rows of potatoes to reduce weed pressure. = 1 point
- Manage planting density and timing of planting of the potato seed so weeds were suppressed by the early closing of the crop canopy. = 3 points
- Use application rates below maximum labeled rates followed by scouting as a weed management practice. = 2 points
- Spot spray or cultivate for weeds if scouting reports indicated that there was a weedy spot within the field. = 3 points
- Use mechanical methods (e.g. hilling, cultivations, rotary hoeing, mechanical weeder) for weed management. = 3 points

point total for question 5B
possible range 1-18

5C Bonus: Did you interplant smother crops with potatoes for weed control?
(check only one)

- Yes = 5 points What Smother Crop(s) _____
- No = 0 points

point total for **bonus** question 5C
possible range 0 or 5

Weed Management Section Total =

Possible points: 33 + (5) = 38 , **if less than 15 points, stop here.**

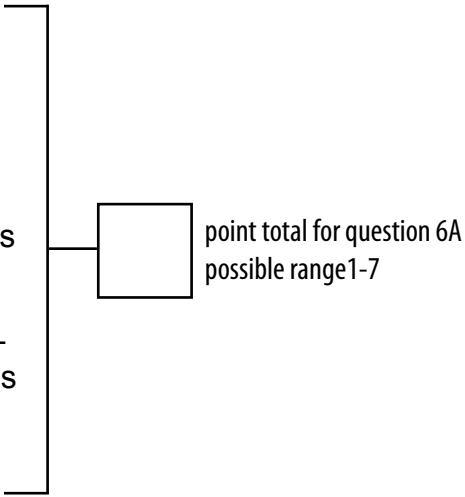
WWF/WPVG/UW Collaboration - Ecological Potato Standards for 2009

Reproduction or use of this document in any form without express written permission of the University of Wisconsin or the Wisconsin Vegetable & Potato Growers Assoc. is prohibited.

Insect Management Section

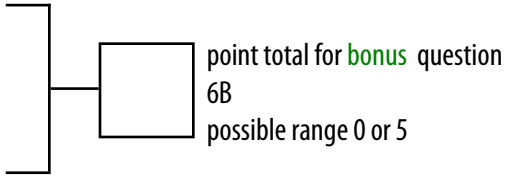
6A Which of the following practices did you use to manage insects **prior to planting** this year's crop?
(check all that apply)

- Culturally manage a potato insect pest (e.g. wire-worm, European corn borer) in the crop planted prior to potatoes in this field. = 1 point
- Select resistant or tolerant varieties. = 1 point
- Avoid planting potatoes on fields adjacent to previous year's potatoes. = 3 points
- Avoid using similar chemical control tactics (e.g. systemics) on fields adjacent to the previous year's potatoes for a resistance management practice. = 2 points



6B Bonus: Did you release beneficial insects in the area of this field during the **previous 2** years?
(check only one)

- Yes = 5 points Beneficial _____ for Pest _____
- No = 0 points



6C Which of the following practices did you use to manage insects **during the growing season:**
(check all that apply)

- Adjust the planting date of the potatoes on this field in order to avoid insect problems. = 2 points
- Select an insecticide based on preserving natural enemies. = 3 points
- Manage the health of the crop to enhance its ability to withstand a degree of pest pressure. = 1 point
- Plant trap crops (e.g. field edges) or use physical barriers (e.g., plastic-lined trenches) along field borders to slow the migration of Colorado potato beetles into this field. = 3 points
- Use a fall trap crop (e.g. a strip of potatoes that are not vinekilled) to concentrate beetles for more efficient control of overwintering beetles. = 3 points
- Avoid spraying for insects just before vinekill or harvest. = 1 point

see following page for more answers and total box

WWF/WPVG/UW Collaboration - Ecological Potato Standards for 2009

Reproduction or use of this document in any form without express written permission of the University of Wisconsin or the Wisconsin Vegetable & Potato Growers Assoc. is prohibited.

- Scout potatoes for insect pests at least weekly throughout the growing season in a systematic pattern. = 2 points
- Keep field records on the density of each insect pest for long-term comparisons. = 2 points
- Rotate chemistry families of insecticides specifically to avoid the emergence of resistance. = 3 points

● see previous page for more answers

point total for question 6C
possible range 1-20

6D Bonus: Did you manage or enhance the habitat in or around the field to enhance populations of beneficial insects?
(check only one)

- Yes = 5 points
- No = 0 points

point total for **bonus** question 6D
possible range 0 or 5

6E Bonus: Did you release beneficial insects in this field during this growing season?
(check only one)

- Yes = 5 points
- Beneficial _____ for Pest _____
- No = 0 points

point total for **bonus** question 6E
possible range 0 or 5

6F Which of the following practices were used as Colorado potato beetle controls?
(check all that apply)

- Maps of Colorado potato beetle overwintering sites were developed so that in subsequent years potatoes can be planted as far as possible from these sites. = 3 points
- Colorado potato beetles were scouted using plant counts to determine the number of adults and larvae during growing season. = 1 point
- Colorado potato beetle control was targeted at first generation larvae which are predicted using heat unit accumulations (e.g. SureHarvest) and treated when 2nd instar larvae were present at damaging levels (confirmed by scouting). = 3 points
- Spot treatments for Colorado potato beetles were used when infestations were localized on field edges. = 2 points

point total for question 6F
possible range 1-9

WWF/WPVG/UW Collaboration - Ecological Potato Standards for 2009

Reproduction or use of this document in any form without express written permission of the University of Wisconsin or the Wisconsin Vegetable & Potato Growers Assoc. is prohibited.

6G Which of the following practices were used as potato leafhopper controls?
(check all that apply)

- Potato leafhopper adults were scouted using sweep nets. = 1 point
- Potato leafhopper nymphs were scouted using leaf counts. = 1 point
- The potential for leafhopper migrations from adjacent fields (e.g. alfalfa) was considered in management decisions. = 2 points
- Economic thresholds were used in making pest management decisions for potato leafhopper. = 2 points
- Potato leafhoppers were not controlled = 0 points

point total for question 6G
possible range 0-6

6H Which of the following practices were used for aphid control?
(check all that apply)

- Aphid populations were scouted using leaf samples. = 2 points
- Beneficial populations (predators, parasitoids) were incorporated into treatment decisions for aphids. = 3 points
- Economic thresholds were used in making pest management decisions for aphids. = 2 points
- Aphids were not controlled = 0 points

point total for question 6H
possible range 0-7

Insect Management Section Total =

Possible points: **49 + (15) = 64, if less than 20 points, stop here.**

WWF/WPVG/UW Collaboration - Ecological Potato Standards for 2009

Reproduction or use of this document in any form without express written permission of the University of Wisconsin or the Wisconsin Vegetable & Potato Growers Assoc. is prohibited.

Disease Management Section

7A Which of the following practices did you use **prior to planting this year's potato crop** to lower the potential for potato disease in the field?
(check all that apply)

Remove and/or bury cull piles (e.g remnants of last year's crop, waste from cutting, waste from storage) prior to emergence to prevent the spread of disease. = 2 points

Remove vines from potato fields soon after harvest last fall. = 2 points

Avoid planting potatoes on fields adjacent to previous year's potatoes. = 1 points

Change the crop rotation on this field to lower the probability of certain soil-borne diseases occurring (e.g plant a crop that decreases nemetode populations). = 3 points

Adjust planting dates for potatoes on this field in order to avoid disease problems. = 2 points

Manage cut seed by carefully handling and wound healing (e.g. forced air and high relative humidity). = 3 points

Warm seed to recommended temperatures before cutting and planting. = 2 points

Wait until soil temperatures are at least 50 degrees F and increasing before planting the seed. = 2 points

Irrigate dry soil prior to planting. = 2 points

Select resistant or tolerant varieties for the suppression of plant disease (e.g. plant a scab resistant variety in a field where there has been a history of scab). = 2 points

Apply compost or other organic soil amendments (other than green manure) for the suppression of one or more potato diseases. = 2 points

List amendments_____

Control weed hosts of plant diseases (e.g., hairy nightshade as a host for late blight). = 2 points

If this box is not checked, stop here.

point total for question 7A
possible range 1-25

WWF/WPVG/UW Collaboration - Ecological Potato Standards for 2009

Reproduction or use of this document in any form without express written permission of the University of Wisconsin or the Wisconsin Vegetable & Potato Growers Assoc. is prohibited.

7B Did you sample soil for *Verticillium* propagules and use the *verticillium* threshold (>10 propagules per cubic centimeter soil when nematodes are not present, >7 propagules when nematodes present) in your management decision?

(check only one)

- Yes = 2 points
 No = 0 points

point total for question 7B
 possible range 0 or 2

7C Did you sample soil for plant parasitic nematodes and use the nematode threshold (> 1 nematodes per cubic centimeter soil) in your management decision?

(check only one)

- Yes = 2 points
 No = 0 points

point total for question 7C
 possible range 0 or 2

7D **Bonus:** Did you run one or more soil assays, in addition to the standard assays for *Verticillium* or nematodes, to determine populations of other soil microbes and/or assess soil health?

(check only one)

- Yes = 5 points
 No = 0 points

point total for **bonus** question 7D
 possible range 0 or 5

7E **Bonus:** Did you grid sample this field for *Verticillium* and nematodes in order to apply pesticides site specifically?

(check only one)

- Yes = 5 points
 No = 0 points

point total for **bonus** question 7E
 possible range 0 or 5

7F **Bonus:** Did you plant a cover crop specifically for the suppression of *Verticillium* or plant parasitic nematodes?

(check only one)

- Yes = 5 points
 List Cover Crop _____
 No = 0 points

point total for **bonus** question 7F
 possible range 0 or 5

WWF/WPVG/UW Collaboration - Ecological Potato Standards for 2009

Reproduction or use of this document in any form without express written permission of the University of Wisconsin or the Wisconsin Vegetable & Potato Growers Assoc. is prohibited.

7G Which of the following practices did you use to control diseases during the growing season:

(check all that apply)

- Continue to eliminate (e.g. bury) cull piles including rock piles with potatoes, scrapings of storage, and cutting remnants on your farm prior to potato emergence. = 2 points
- Adjust equipment to avoid bruising potatoes during planting and harvesting. = 2 points
- Use a cup or air planter at planting to reduce disease spread. = 2 points
- Manage fertility for healthy plants in order to resist disease. = 1 points
- Manage irrigation to minimize conditions favorable to disease. = 3 points
- Monitor plant health and disease spread in the field with aerial monitoring or aerial photography. = 3 points
- Cooperate with neighbors to eliminate cull piles in your local area. = 3 points
- Work with neighboring growers and home gardeners to eliminate late blight sources (e.g. potatoes, tomatoes). = 3 points
- Manage volunteer potatoes in non-potato fields during the growing season. = 2 points
- Scout potatoes for disease weekly in a systematic pattern throughout the growing season. = 2 points
- Utilize disease forecasting models (SureHarvest) to initiate fungicide sprays at 18 severity values for late blight. = 2 points
- Utilize disease forecasting models (SureHarvest) to initiate fungicide sprays at 300 P-days for early blight. = 2 points
- Manage disease until leaves and stems were completely dead. = 2 points
- Keep field records of disease frequency and severity for long-term comparisons. = 2 points
- Rotate chemistry families of fungicides specifically to avoid the emergence of resistance. = 3 points

point total for question 7G
possible range 1-34

WWF/WPVG/UW Collaboration - Ecological Potato Standards for 2009

Reproduction or use of this document in any form without express written permission of the University of Wisconsin or the Wisconsin Vegetable & Potato Growers Assoc. is prohibited.

7H Bonus: Did you apply an effective biological control agent to reduce the chance of disease?
(check only one)

Yes = 5 points

Biocontrol Agent _____ For _____

No = 0 points

point total for **bonus** question
7H
possible range 0 or 5

7I Bonus: Did you remove and compost vines from potato fields?
(check only one)

Yes = 5 points

No = 0 points

point total for **bonus** question
7I
possible range 0 or 5

Disease Management Section Total =

Possible points: $63 + (25) = 88$, **if less than 30 points, stop here.**

Soil and Water Quality Section

8A Which of the following three options best describes your nitrogen management strategy?
(check only one)

Nitrogen is applied in multiple applications according to University recommendations. Any nitrogen applied above University recommendations is justified by petiole nitrate samples and/or varietal needs. = 3 points

Nitrogen is applied in multiple applications with supplemental nitrogen justified by petiole nitrate samples and varietal needs. = 2 points

Other nitrogen application method. = 0 points

point total for question 8A
possible range 0-3

8B Did you take soil samples on this field in preparation for this growing season?
(check only one)

Yes = 2 points

No = 0 points

point total for question 8B
possible range 0 or 2

WWF/WPVG/UW Collaboration - Ecological Potato Standards for 2009

Reproduction or use of this document in any form without express written permission of the University of Wisconsin or the Wisconsin Vegetable & Potato Growers Assoc. is prohibited.

8C Which of the following four options best describes your irrigation management strategy?
(check only one)

- Irrigation based on in field scheduling tools (rain gauges, computer programs, SureHarvest, WISDOM, etc.) to reduce risk of leaching pesticides and fertilizer below the root zone while still meeting the water demands of the crop. = 3 points
- Irrigation schedules are adjusted according to transpiration and rainfall rates for the area, but field information is not collected. = 2 points
- Irrigation is based on soil and crop moisture need as determined by farmer without measurement. = 1 point
- Irrigation is based on calendar or pre-determined schedule. = 0 points

point total for question 8C
possible range 0-3

8D Bonus: Are you using practices to prevent or correct hardpan or compaction problems and to improve growth, root development, and efficiency of the crop such as rotations with deep rooted alfalfa?
(check only one)

- Yes = 3 points
List Practices _____
- No = 0 points

point total for **bonus** question 8D
possible range 0 or 3

8E Did you maintain and/or implement any practices to prevent wind erosion (e.g. windbreaks, conservation tillage, cover crops)?
check all that apply)

- Use of conservation tillage practices. = 2 points
- Use of existing windbreaks. = 2 points
- Planting a new windbreak. = 2 points
- Planting of cover crops. = 2 points
- Other (please describe). = 2 points
- Did not maintain or implement any practices to prevent wind erosion. = 0 points

point total for question 8E
possible range 0-10

WWF/WPVG/UW Collaboration - Ecological Potato Standards for 2009

Reproduction or use of this document in any form without express written permission of the University of Wisconsin or the Wisconsin Vegetable & Potato Growers Assoc. is prohibited.

8F Bonus: Did you use a leaching model (Bland nitrate budget model) to better utilize nutrient use efficiency?
(check only one)

- Yes = 3 points
- No = 0 points

point total for **bonus** question 8F
 possible range 0 or 3

8G Which of the following practices did you use to build your soil organic matter:
(check all that apply)

Build organic matter by incorporating a cover crop. = 2 points

During the previous **fall** (post harvest), you incorporated an organic amendment (such as papermill residual, compost, yard waste). = 3 points

List Types _____

This **spring**, prior to planting you incorporated an organic amendment (such as papermill residual, compost, yard waste). = 3 points

List Types _____

Did you utilize any practices in the non potato years to increase soil organic matter (such as planting deep rooted alfalfa). = 2 points

List Practices _____

No practices were used to build organic matter. = 0 points

point total for question 8G
 possible range 0 or 10

8H Bonus: Are you monitoring changes in your soil organic matter?
(check only one)

- Yes = 2 points
- No = 0 points

point total for **bonus** question 8H
 possible range 0 or 2

Soil and Water Quality Mgmt Section Total =

Possible points: **28 + (8) = 36, if less than 11 points, stop here.**

WWF/WPVG/UW Collaboration - Ecological Potato Standards for 2009

Reproduction or use of this document in any form without express written permission of the University of Wisconsin or the Wisconsin Vegetable & Potato Growers Assoc. is prohibited.

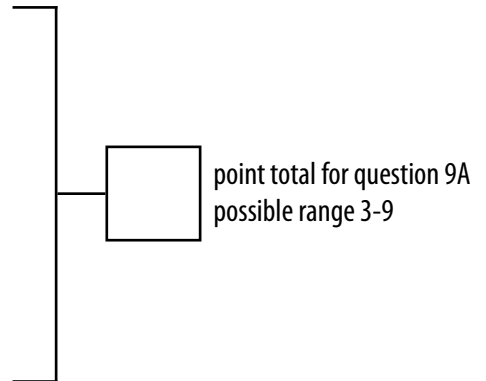
Storage Section

If potatoes are shipped to market immediately, do not complete this section (place an X in the total). If potatoes are stored at another location, check with the person responsible for storage and ask that person to if they are going to implement the following storage questions. The following practices should be implemented during storage to ensure high quality, disease free tubers. Since certification will occur prior to storage, this section assumes your normal storage practices.

9A Which of the following practices do you or whoever is storing your potatoes implement to aid in good storage management:

(check all that apply)

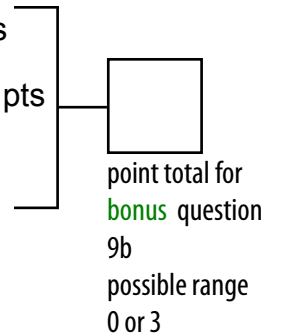
- Adjust temperatures, relative humidity and ventilation to ensure suberization during curing period (50- 55 degrees F, 90-95% RH) = 3 points
- Adjust temperatures and relative humidity for most effective storage during holding period = 3 points
- Increase temperatures to 55- 65 degrees F prior to removal to avoid bruising = 3 points



9B Bonus: Did you or whoever is storing your potatoes experiment with safer alternatives for post harvest fungicide applications?

(check only one)

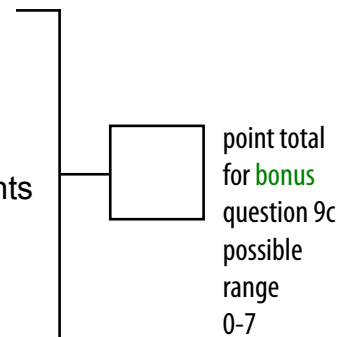
- I did not apply any compound for post harvest disease control = 3 pts
- Yes, I tried new compounds such as oxidate, puragene or ozone = 2 pts
- No, I applied traditional compounds = 0 points



9C Bonus: Have you or whoever is storing your potatoes experimented with safer alternatives (compared to CIPC) for sprout inhibition?

(check all that apply)

- I did not apply any sprout inhibitors in storage. = 3 points
- I used MH-30 prior to storage. = 2 points
- Yes, I tried new compounds (such as ozone) in storage. = 2 points
- No, I applied traditional compounds (CIPC) = 0 points



Storage Section Total =

Possible points: 9 + (10) = 19, **if less than 4 points, stop here.**

WWF/WPVG/UW Collaboration - Ecological Potato Standards for 2009

Reproduction or use of this document in any form without express written permission of the University of Wisconsin or the Wisconsin Vegetable & Potato Growers Assoc. is prohibited.

Chain of Custody Section

Growers that only handle crops grown on their own farm are exempt from the requirement for a separate Handling Certification. However, during the grower audit basic chain-of-custody measures will be evaluated. Each grower of Protected Harvest certified crops must document the chain-of-custody of the crop from field to retail or produce title change, including during storage, packing, pallet loading, and transportation, ensuring the integrity of Protected Harvest's certification.

10A How are procedures for handling Protected Harvest certified crops communicated to staff?
(check one)

- No procedures are in place = 0 points
- Procedures are only verbally communicated to staff with no formal written procedure. = 1 point
- Only a summary of procedures is included in other company documentation. (e.g. Production procedure etc.) = 3 points
- Specific written standard operating procedures (SOP) are in place and are distributed to employees and/or posted. = 5 points

point total for question 10A possible range 0-5
If 0, then stop here.

10B What documented employee training methods are used?
(check all that apply)

- Employees are trained, but training is not documented = 0 points
- Employees are in a documented mentoring program with experienced staff. = 1 point
- Employees attend special training sessions. = 3 points

point total for question 10B possible range 0-4

10C Which of the following written tracking mechanisms are used?
(check all that apply)

- Harvest records include a unique field and harvest identification. (e.g. field tags, harvest log, etc.) = 3 points
- Storage records show the unique product lot identifications and quantities in inventory. If your operation does not store product within the certification program, award yourself points. (e.g. warehouse log, bin log, etc.) = 3 points
- Distribution records identify the unique product identifications and quantities distributed. (e.g. bill of lading, pull sheet, warehouse log, etc.) = 3 points
- Shipping paperwork clearly shows the certified status

point total for question 10C possible range 0-12

● description continued on next page

WWF/WPVG/UW Collaboration - Ecological Potato Standards for 2009

Reproduction or use of this document in any form without express written permission of the University of Wisconsin or the Wisconsin Vegetable & Potato Growers Assoc. is prohibited.

of product represented under this program. (e.g. Healthy Grown or Protected Harvest identification on invoice, bill of lading, copy of Protected Harvest Certificate with each load, etc.) = 3 points ● *continued from previous page*

10D What methods are used to ensure the segregation of certified product from non-certified product?
(check one)

- Certified product intended to be sold as certified is mixed in the same bins as non-certified product, and no separation measures are used = 0 points
- Certified and non-certified product is mixed within the same bins, and physical barriers are used (e.g. chicken wire, paper, etc.) = 3 points
- Certified and non-certified product is mixed within the same bins, and visual identification techniques are employed (e.g. chalk mark on wall) = 2 points
- Designated storage units are used that solely house certified or non-certified product at any given time = 4 points
- No separation measures are needed because our facilities only store certified product = 5 points

point total for question 10D possible range 0-4
If 0, then stop here.

10E Which of the following describes your product tracking capability?
(check all that apply)

- Procedures are in place that allow for distributed products to track back to the field of origin. = 4 points
- A system is in place that can show where harvest from an individual field was eventually distributed. = 4 points
- Distributed certified product cannot be reconciled to harvest yield and marketable yield data from certified fields. = 0 points

point total for question 10E possible range 0-8
If 0, then stop here.

Chain of Custody Section Total =
Possible points: 34, **if less than 16 points, stop here.**

WWF/WPVG/UW Collaboration - Ecological Potato Standards for 2009

Reproduction or use of this document in any form without express written permission of the University of Wisconsin or the Wisconsin Vegetable & Potato Growers Assoc. is prohibited.

Farm Operations and Sustainability Section:

General Operations:

- 11A** I have a sustainability mission statement for my operation which contains information on my sustainable farming/operations philosophy; this information is presented to all employees.
- Yes = 2 points
 - No = 0 points
- 11B** To keep informed on industry information, I subscribe to at least one trade journal.
- Yes = 1 point
 - No = 0 points
- 11C** I am a member of a trade organization (such as the WPVGA, NPC, USPB, etc).
- Yes = 1 point
 - No = 0 points
- 11D** I have performed a GAP or Food Safety Audit.
- Yes = 1 point
 - No = 0 points
- 11E** I have been involved in a life cycle analysis.
- Yes = 1 point
 - No = 0 points
- 11F** To ensure economic stability, each year I perform a cost of production analysis.
- Yes = 1 point
 - No = 0 points

Energy:

- 11G** I have a renewable energy plan for my farm.
- Yes = 5 points
 - No = 0 points
- 11H** I currently limit energy use by using sustainable methods when applicable – such as using irrigation scheduling tools, biofuels, energy efficient lighting, and decreasing food miles in product

WWF/WPVG/UW Collaboration - Ecological Potato Standards for 2009

Reproduction or use of this document in any form without express written permission of the University of Wisconsin or the Wisconsin Vegetable & Potato Growers Assoc. is prohibited.

distribution.

Yes = 2 points

No = 0 points

11I I have implemented a recycling program for my operation.

Yes = 2 points

No = 0 points

Employees:

11J My company/farming operation has a written human resources plan containing a company mission, company values, strategy for staffing and recruiting, discrimination policy, training and employee development, performance measures, compensation and benefits and record keeping.

Yes = 5 points

No = 0 points

11K I have an employee handbook which each employee receives at hiring explaining policies and procedures for our farm (may include dress code, attendance, grievance policy, etc).

Yes = 3 points

No = 0 points

11L My company/farming operation conducts an annual safety training session for all employees.

Yes = 2 points

No = 0 points

11M My company/farming operation has had a formal team-building activity for sustainability within the last 12 months.

Yes = 1 point

No = 0 points

11N We participate in annual salary surveys for employees.

Yes = 1 point

No = 0 points

11O All state and federal laws for worker standards and compensation are followed and/or exceeded.

Yes = 5 points

No = 0 points

WWF/WPVG/UW Collaboration - Ecological Potato Standards for 2009

Reproduction or use of this document in any form without express written permission of the University of Wisconsin or the Wisconsin Vegetable & Potato Growers Assoc. is prohibited.

Farm Operations and Sustainability Total =

Possible points: 33, **no minimum required.**

Comments:

Sustainability Resources:

This information is used in the Lodi Rules for Sustainable Winegrowing (certified by Protected Harvest). Details at:

http://www.lodiwine.com/lodirules_farming_standards1.shtml

<http://www.lodiwine.com/LodiRulesFarmingStandardsVersionR-LW-S-6132.pdf> (section 2)

<http://www.lodiwine.com/The%20LodiRulesCompanionDocumentVersionR-LW-S-6132.pdf> (section 2)

<http://www.sustainablewinegrowing.org/> (grower workbook)

Energy Resources:

Renewable Energy Plan	http://www.focusonenergy.com/Renewable/
.....	http://www.renewwisconsin.org/
Potato Storage Self Assessment Calculator.....	http://144.92.31.19/default_potatoes.aspx
UW factsheet:	http://www.uwex.edu/energy/potato.html
Irrigation Self Assessment.....	http://144.92.31.19/default_irrigation.aspx
UW factsheet	http://www.uwex.edu/energy/irrigation.html
Farm Rewiring.....	http://www.uwex.edu/energy/rewiring.html
Lighting self assessment	http://144.92.31.19/default_lighting.aspx
UW factsheet	http://www.uwex.edu/energy/lighting.html
Recycling.....	http://www.dnr.state.wi.us/org/aw/wm/recycle/
.....	http://dnr.wi.gov/org/aw/wm/publications/aneupub/WA422.pdf

WWF/WPVG/UW Collaboration - Ecological Potato Standards for 2009

Reproduction or use of this document in any form without express written permission of the University of Wisconsin or the Wisconsin Vegetable & Potato Growers Assoc. is prohibited.

TOTALS

copy and then add the following totals from previous pages:

1. Scouting Section Total =

LS: $51 + (10) = 61$, **minimum of 25**

SS: $41 + (10) = 51$, **minimum of 20**

2. Information Sources Section Total

$20 + (13) = 33$, **minimum of 10**

3. Pest Mmgt Decisions Section Total

14, **minimum of 6**

4. Field Mmgt Decisions Section Total

$35 + (8) = 41$, **minimum of 14**

5. Weed Management Section Total

$33 + (5) = 38$, **minimum of 15**

6. Insect Management Section Total

$49 + (15) = 64$, **minimum of 20**

7. Disease Management Section Total

$63 + (25) = 88$, **minimum of 30**

8. Soil and Water Quality Section Total

$28 + (8) = 39$, **minimum of 11**

9. Storage Management Section Total

$9 + (10) = 19$, **minimum of 4** or

"X" if potatoes are not stored

10. Chain of Custody Section Total

34, **minimum of 16**

11. Farm Operations & Sustainability Total

33, **no minimum**

Final Score

Possible points & minimum passing scores:

Long Season Crop:

With Storage

$369 + (94) = 463$

minimum of 227

Without Storage

$360 + (84) = 444$

minimum of 221

Short Season Crop:

With Storage

$359 + (94) = 453$

minimum of 220

Without Storage

$350 + (84) = 434$

minimum of 214

WWF/WPVG/UW Collaboration - Ecological Potato Standards for 2009

Reproduction or use of this document in any form without express written permission of the University of Wisconsin or the Wisconsin Vegetable & Potato Growers Assoc. is prohibited.

Natural Community Farm Level Standard

Note: This section is done for the farm only, it doesn't need to be filled out for each field.

Healthy Grown potato farmers work to restore and manage native ecosystems. This effort brings the entire farm into the ecolabel activities. It protects and conserves the diversity of rare plant or animal species, especially those that are declining in the Central Sands. The overall restoration effort is directed toward six targets (five native plant communities and the endangered Karner Blue butterfly) that are uniquely suited to the Central Sands environment.

12A Have you met with the Collaboration Ecologist and reviewed your individual natural areas documentation?

- Yes
- No

12B Do you have an annual plan of work on file that outlines the management priorities for the season being certified?

- Yes
- No

If "no" to either question, then stop here.

12C Check any that apply. Write in the number of hours and/or costs during 2006 for each. Management needs to correspond to the plan on file.

	Prescribed burn	Mechanical cutting	Invasive species control	Establish native vegetation
Oak savanna	<input type="text"/> hrs <input type="text"/> \$	<input type="text"/> hrs <input type="text"/> \$	<input type="text"/> hrs <input type="text"/> \$	<input type="text"/> hrs <input type="text"/> \$
Prairie	<input type="text"/> hrs <input type="text"/> \$	<input type="text"/> hrs <input type="text"/> \$	<input type="text"/> hrs <input type="text"/> \$	<input type="text"/> hrs <input type="text"/> \$
River bottom forest	<input type="text"/> hrs <input type="text"/> \$	<input type="text"/> hrs <input type="text"/> \$	<input type="text"/> hrs <input type="text"/> \$	<input type="text"/> hrs <input type="text"/> \$
Oak/Pine barrens	<input type="text"/> hrs <input type="text"/> \$	<input type="text"/> hrs <input type="text"/> \$	<input type="text"/> hrs <input type="text"/> \$	<input type="text"/> hrs <input type="text"/> \$
Sedge meadow	<input type="text"/> hrs <input type="text"/> \$	<input type="text"/> hrs <input type="text"/> \$	<input type="text"/> hrs <input type="text"/> \$	<input type="text"/> hrs <input type="text"/> \$
Karner blue	<input type="text"/> hrs <input type="text"/> \$	<input type="text"/> hrs <input type="text"/> \$	<input type="text"/> hrs <input type="text"/> \$	<input type="text"/> hrs <input type="text"/> \$

Natural Community Standard Total =

Minimum of 40 hours or equivalent expenditure required (1hr = \$10)

hrs \$

Pesticide Toxicity

Do Not Use List:

Insecticides:

Aldicarb (Temik®)	Oxamyl (Vydate®)
Azinphos-methyl (Guthion®)	Endosulfan (Thiodan®)
Disulfoton (Disyston)	Phorate (Thimet®)
Methamidophos (Monitor®)	Diazinon (Diazinon®)
Carbofuran (Furadan®)	Permethrin (Pounce®/Ambush®)
Carbaryl (Sevin®)	

Herbicides:

Paraquat (Gramoxone®)

May Use with Restriction:

Insecticides:

All Insecticides* :	See protocols on page 22 for resistance management strategies.
Dimethoate (Cygon®):	For short season potatoes apply at least 21 days before harvest (maximum of 1 pint per season) For long season potatoes apply at least 45 days before harvest (maximum of 2 pints per season)
Esfenvalerate (Asana®) :	No more than 19.2 oz. used per year .
Ethoprop (Mocap®) :	Apply only as needed when wireworms or other soil insects are expected to be present.

Herbicides:

Metribuzin (Sencor®) :	Apply no more than 0.75 lbs ai per season
------------------------	---

WWF/WPVG/UW Collaboration - Ecological Potato Standards for 2009

Reproduction or use of this document in any form without express written permission of the University of Wisconsin or the Wisconsin Vegetable & Potato Growers Assoc. is prohibited.

Fungicides:

- All fungicides:**** See protocols below for resistance management strategies.
- Metiram, Mancozeb & Maneb:** No more than 4.5 lbs a.i. per season Metiram, 6 lbs a.i. per season Mancozeb, and 6 lbs a.i. per season of Maneb.
- Triphenyltin hydroxide (SuperTin®):** Apply a maximum of 15 oz. per season
- Chlorothalnil (Bravo®) :** No more than 16 lbs a.i. per season
- Group 11 (strobilurin fungicides) :** Any application must be followed by at least one application from another family

Fumigant***:

- Metam Sodium (Vapam®) :** Use only if Verticillium levels exceed thresholds (>10 microsclerotia per cubic centimeter of soil when nematodes are NOT present, >7 microsclerotia per cubic centimeter when nematodes are present) and/or nematode thresholds (> 1 nematodes per cubic centimeter soil)
Verify through soil test sample reports or field history

Resistance Management Protocols:

A resistance management program as recommended by the University of Wisconsin potato IPM team. Limited use of higher-risk pesticides is justified when needed to avoid the emergence of resistance to other, lower-risk pesticides. EPA grouping designations are provided on the chemical toxicity list (pages 24-5).

* All insecticides must be used in a resistance management program. Utilize the following protocols when determining your insecticide choices. Chloronicotines (Group 4A) should not be applied both systemically and foliarly in the same growing season. No consecutive applications of Group 4A should be made. The synthetic pyrethroids (Group 3) can be applied twice consecutively for the target pest only at the lowest label rates. Otherwise, no consecutive applications of Group 3 are allowed. Group 1 compounds (carbamates and organophosphates) should not be applied consecutively. Compounds in Group 5 (Spinosyns), Group 6 (Avermectin), Group 9 (feeding disruptors) and Group 11 (Bt Microbials) should be applied no more than twice consecutively.

** All fungicides must be used in a resistance management program designed to limit the selection pressure stemming from applications of fungicides known to be vulnerable to resistance. Preserving the efficacy of strobilurin fungicides is the current focus of Wisconsin resistance management recommendations. Strobilurin applications (Group 11) may not be made consecutively on the same field. When required by disease pressure, multiple applications of a fungicide not prone to resistance (e.g. chlorothalnil, an EBDC, tin, or copper based compound) may be made between strobilurin applications (Group 11), in order to limit the number of season-long strobilurin applications to no more than six. Group 1, 4 and 11 should be rotated with other fungicide compounds. Group 7, 12, 15, X, and Y compounds should be implemented and used in rotation with strobilurin compounds (Group 11). Compounds which have a high-risk of resistance development (Group 1, Thiophanate Methyl and Group 4, Metalaxyl and Mefenoxam), should be rotated with other groups.

*** Fumigation is not counted in toxicity totals per acre because toxicity totals per acre only account for pesticides applied during the growing season. Fumigation is necessary in Wisconsin potato production to avoid drastic yield reduction. It is used when Verticillium and nematode levels exceed the economic thresholds of >10 microsclerotia per cubic centimeter of soil. Fumigation is not used prior to each potato crop, and may not be necessary in ground which has not been planted to potatoes previously. Fumigation is usually used every 2 rotations of potatoes.

WWF/WPVG/UW Collaboration - Ecological Potato Standards for 2009

Reproduction or use of this document in any form without express written permission of the University of Wisconsin or the Wisconsin Vegetable & Potato Growers Assoc. is prohibited.

To determine the toxicity units for the season, total the pounds of active ingredient for each compound and multiply by the toxicity factor for that compound.

Total toxicity units = all compounds sprayed during the growing season

Maximum toxicity units: **SS = 800 toxicity units per acre for the season.**

LS = 1200 toxicity units per acre for the season.

Toxicity Unit Exceptions for Late Blight Fungicides Only

- If 18 severity values are reached by June 1st, 400 additional toxicity units may be added.
- If 18 severity values are reached by June 15th, 200 additional toxicity units may be added.

OR

The following conditions apply only when late blight is found in the vicinity (within 25 miles of field)

- If late blight is found in the vicinity in June, than add 400 toxicity units
- If late blight is found in the vicinity after June 30th but before July 15th, than add 300 toxicity units
- If late blight is found in the vicinity after July 15th but before August 1st, than add 200 toxicity units
- If late blight is found in the vicinity in August, than add 100 toxicity units

NOTE: Severity values are units of measure which express the effect of temperature and relative humidity on the development of potato late blight. Since weather conditions and/or the presence of inoculum determines the initiation and scheduling of fungicide use the exceptions above are used to avoid penalizing growers in geographic locations where more fungicide is required to protect the industry.

See the consumers guide to Protected Harvest for more information.

WWF/WPVG/UW Collaboration - Ecological Potato Standards for 2009

Reproduction or use of this document in any form without express written permission of the University of Wisconsin or the Wisconsin Vegetable & Potato Growers Assoc. is prohibited.

Toxicity Factor¹ Chart

Red = Do Not Use

Blue = May Use With Restriction (see pg.2)

Name	Active ingredient (ai)	Trade Name	Toxicity Factor ¹ 1 lb. ai	Average Toxicity Units per Application ²	EPA Resistance Mgmt Group Designation
Herbicides	2,4 D	Riverdale, Weedone®, Aim®	121	55	4
	Atrazine	Atrazine	76	76	5
	Clethodim	Select®	48	6	1
	Diquat	Reglone®	73	18	22
	Endothall	Desiccate®	56	56	NA
	ETCP	Eptam	69	210	8
	Glyphosate	Roundup®	40	19	9
	Linuron	Lorox®	62	31	7
	Metolachlor	Dual/Dual II®/Parallel®, Cinch®	22	42	15
	Metribuzin	Sencor®, Lexone®	115	58	5
	Paraquat	Gramoxone Extra®	81	37	22
	Pendimethalin	Prowl®, Pentagon®	102	85	3
	Rimsulfuron	Matrix®	116	2	2
	Sethoxydim	Poast®	48	9	1
	Sulfuric Acid		21	21	NA
	Trifluralin	Treflan®	208	208	3
Fungicides	Azoxystrobin	Quadris®/Amistar®	47	5	11
	Basic copper sulfate		22	25	Y
	Boscolid	Endura®	15	3	7
	Chlorothalonil	Bravo®/Echo®/Applause®	82	82	Y
	Copper	Tenn-cop®	22	7	M
	Copper hydroxide	Kocide®, Champ®	36	54	Y
	Copper sulfate	Bordeaux/Tribasic	21	42	Y
	Cymoxanil	Curzate®	46	6	X
	Dimethomorph	Acrobat®	40	20	15
	Famoxadone+Cymoxanil	Tanos®	47	5	11+27
	Fenamidone	Reason 500 SC®	47	5	11
	Fluoxastrobin	Evito®	47	5	11
	Mancozeb	Dithane®/Penncozeb®/Manzate®	185	209	Y
	Maneb	Maneb®/Manex®	151	227	Y
	Metalaxyl	Ridomil®	120	135	Y
	Metiram	Polyram®	250	300	Y
	PCNB	Blocker®	84	210	14
	Propamocarb hydrochloride	Previcur®	48	42	X
	Pyratlostrobin	Headline®	47	5	11
	Pyrimethanil	Scala®	47	5	9
Triphenyltin hydroxide (TPTH)	SuperTin®/AgriTin®	385	70	X	
Zoxamide+Mancozeb	Gavel®	232	190	11+Y	

WWF/WPVG/UW Collaboration - Ecological Potato Standards for 2009

Reproduction or use of this document in any form without express written permission of the University of Wisconsin or the Wisconsin Vegetable & Potato Growers Assoc. is prohibited.

Name	Active ingredient (ai)	Trade Name	Toxicity Factor ¹ *	Average Toxicity Units per Application ²	EPA Resistance Mgmt Group Designation
Insecticides	Abamectin	Agri-mek®	129	10	6
	Acetamiprid	Assail®	159	10	4A
	Aldicarb	Temik®			1A
	Azinphos-methyl	Guthion®	326	245	1B
	Btt	Novodor®	10	10	11A
	Cyfluthrin	Baythroid®	489	15	3
	Cyfluthrin + Imidacloprid	Leverage®	489+159	23	3+4A
	Carbaryl	Sevin®			1A
	Carbofuran	Furadan®	401	200	1A
	Diazinon	Diazanon®	360	107	1B
	Dimethoate	Dimethoate/Cygon®	360	180	1B
	Disulfoton	Disyston®	249	275	1B
	Endosulfan	Thiodan®, Phaser®	266	200	2A
	Esfenvalerate	Asana®	509	26	3
	Ethoprop	Mocap®	309	924	1B
	Imidacloprid	Admire®/Provado®	159	32	4A
	Indoxiacarb	Avaunt®	118	13	22
	Malathion	Cythion®	145	182	1B
	Methamidophos	Monitor®	330	250	1B
	Methoxomyl	Lannate®			1A
	Novaluron	Rimon®	109	7	15
	Oxamyl	Vydate®	343	171	1A
	Permethrin	Ambush/Pounce®	324	43	3
	Phorate	Thimet/Phorate®	621	1560	1B
	Phosmet	Imidan®	105	105	1B
	Piperonyl butoxide	Incite®	55	28	NA
	Pymetrozine	Fulfill®	118	21	9B
	Thiomethoxam	Platinum®/Actara®	159	20	4A
Spinosad	Spintor®	129	8	5	
Others	Maleic Hydrazide	MH30 or Royal®	37	110	NA
	Harpin Protein	Messenger®	11	3	NA

¹ Toxicity Factors are a multiattribute system derived from four components including: (1) acute mammalian toxicity; (2) chronic mammalian toxicity; (3) ecotoxicity (4) impacts biointensive IPM (effects on beneficial organisms, bees, and resistance management) . Note: values are re-evaluated and updated annually.

² Based on average applications rate. For total calculations, one must multiply toxicity factor by pounds of active ingredient of compound applied.

