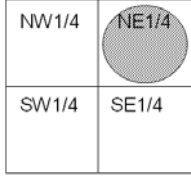



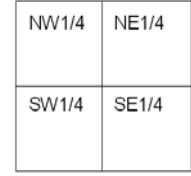


PRODUCER NAME (optional):

MAILING ADDRESS (optional):

Please provide information for four dryland or irrigated **SOYBEAN** fields on your farm in 2016. If you have questions, contact Professor Shawn P.

Conley (Phone: 608-262-7972 / e-mail: spconley@wisc.edu). Note that all provided info will be kept confidential! **An EXAMPLE is shown in red.**

	EXAMPLE:	2016 Soybean	2016 Soybean	2016 Soybean	2016 Soybean
Specify field location by Section: Township: Range. →	NE ¼ 25 : 20N : 26W	_____ : _____ : _____	_____ : _____ : _____	_____ : _____ : _____	_____ : _____ : _____
Please sketch-in the boundaries of your field location within the Section →					
OR GPS coordinates of field centroid: OR County & field location relative to Rd Intersection:	41.678, -100.257 Saunders Co, SW of Rd 11 & N				
Dryland? OR Pivot, Gravity? Indicate field size (acres)	Pivot (130 ac)				
Does this field have drainage? (no, old clay tile, new systematic tile, surface drainage, other)	No				
Total Inches of Irrigation Applied to crop?	4.5 inches				
SOYBEAN YIELD (bushels/acre) for this FIELD:	60				
Lowest Highest Yield (bu/ac) of your soy fields <u>that year</u> *Use <u>Irrigated fields yield range</u> if <u>this crop</u> was Irrigated: *Use <u>Dryland fields yield range</u> if <u>this crop</u> was Dryland:	Low: 50 High: 71	Low: High:	Low: High:	Low: High:	Low: High:
Planting Date in this FIELD (Month/Day/Year):	5/15/2016				
Variety Name (Brand & Number):	Pioneer P93M11				
Seeding Rate (seeds/ac):	125,000				
Row spacing (inches):	30				
Seed Treated (Yes/No)? What Brand Name Product(s)?	Yes (Cruiser-Max)				
Prior Crop in this FIELD? Residue harvested or grazed?	Corn - Grazed				
Tillage after prior crop? No-Till (NT); Ridge (RT); Strip (ST); Disk (D); Chisel (C); Vertical (V) – Indicate timing (month-year)	ST (March-2016)				
Any (non-starter) fertilizer after prior crop? Specify rate (pounds NUTRIENT/ac) and timing (month-year)	P₂O₅: 70 K₂O: 30 Other: S (11 lbs) Time: March-2016	P₂O₅: K₂O: Other: Time:	P₂O₅: K₂O: Other: Time:	P₂O₅: K₂O: Other: Time:	P₂O₅: K₂O: Other: Time:
Any STARTER fertilizer (Yes/No)? If Yes, specify nutrients	Yes (N, P, Zn)				
Any Lime (L) or Manure (M)? If yes, specify timing (mm-yy)	M (Nov-2015)				
PRE- or POST-emergence herbicide program or BOTH?	Both				
Any in-season foliar fungicide (F) / insecticide (I)?	F and I				
Soy Cyst Nematodes (Yes/No/I don't know)?	No				
Iron Deficiency Chlorosis (Yes/No)?	No				
Any significant yield loss due to Insects, Diseases, Weeds, Frost, Hail, Flood, Lodging? Specify problem	Weed infestation Hail (July-2016)				

